



# Application Note

THIS INFORMATION PROVIDED BY AUTOMATIONDIRECT.COM TECHNICAL SUPPORT IS PROVIDED "AS IS" WITHOUT A GUARANTEE OF ANY KIND. These documents are provided by our technical support department to assist others. We do not guarantee that the data is suitable for your particular application, nor do we assume any responsibility for them in your application.

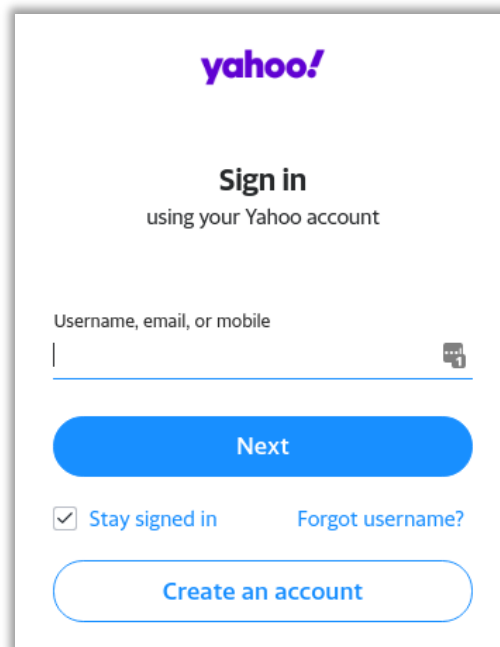
**Product Family:** C-More, Do-More, and Productivity    **Number:**    **KB-MISC-003**  
**Subject:**    **Yahoo Mail Functionality**    **Date Issued:**    **March 18, 2022**  
**Revision:**    **V1.0**

Yahoo Mail has started blocking email from third-party applications, like C-More, Productivity, and Do-More.

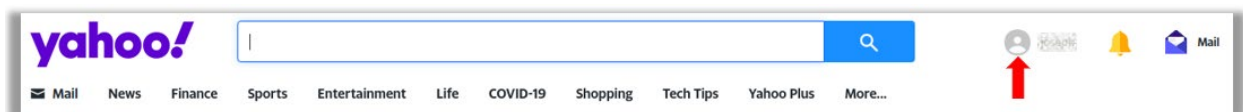
You will have to generate a unique password for each of your devices that will use your Yahoo account to send emails.

## Adding App Password to you Yahoo account

1. You need to log into your Yahoo account



2. Once you are logged in, you need to click your account icon, to manage your settings

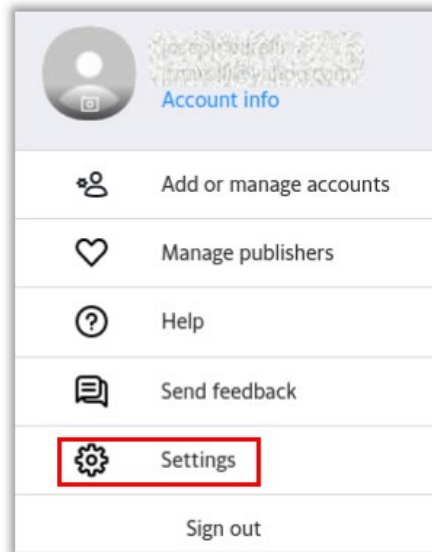




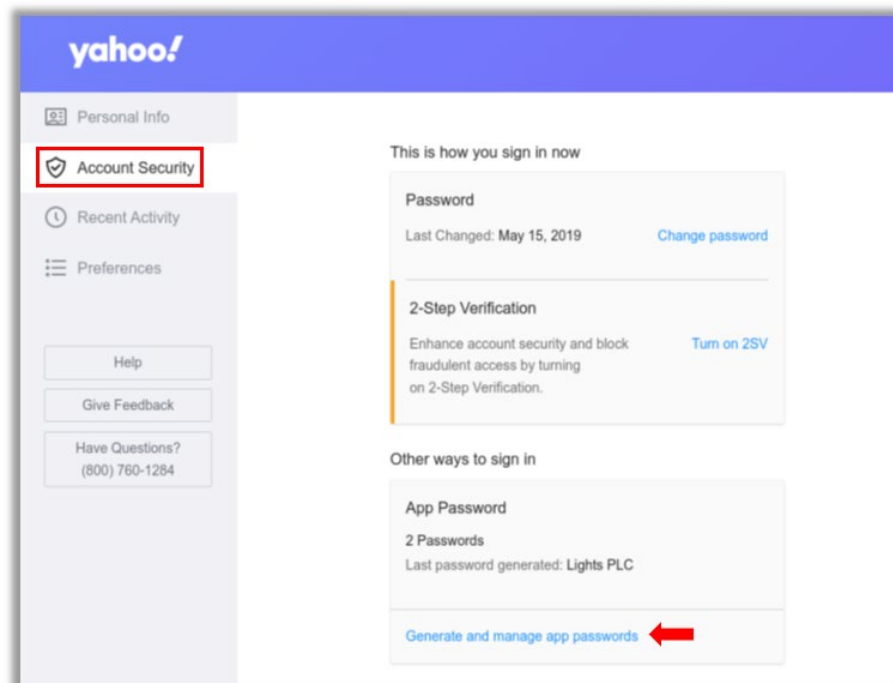
# Application Note

THIS INFORMATION PROVIDED BY AUTOMATIONDIRECT.COM TECHNICAL SUPPORT IS PROVIDED "AS IS" WITHOUT A GUARANTEE OF ANY KIND. These documents are provided by our technical support department to assist others. We do not guarantee that the data is suitable for your particular application, nor do we assume any responsibility for them in your application.

3. Select "Settings"



4. Go to "Account Security" and scroll down to find "Generate and manage app passwords" and click it.



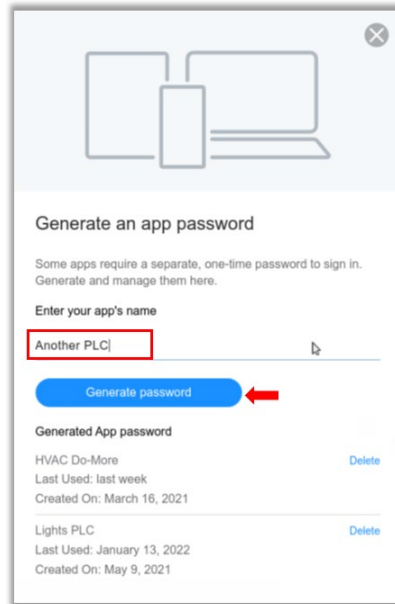
**Technical Assistance:** If you have questions regarding this Application Note, please contact [Technical Support](#) for further assistance.



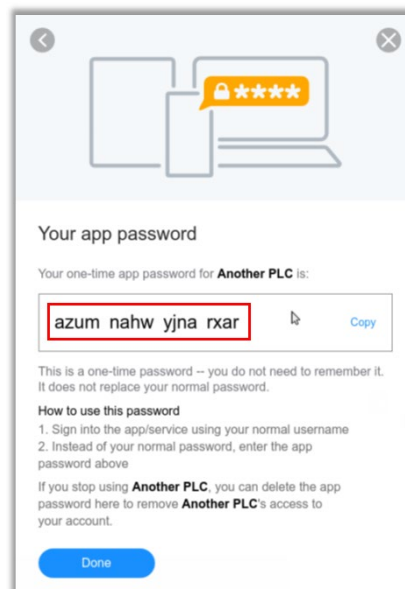
# Application Note

THIS INFORMATION PROVIDED BY AUTOMATIONDIRECT.COM TECHNICAL SUPPORT IS PROVIDED "AS IS" WITHOUT A GUARANTEE OF ANY KIND. These documents are provided by our technical support department to assist others. We do not guarantee that the data is suitable for your particular application, nor do we assume any responsibility for them in your application.

5. Enter in a name for your device and click "Generate Password"



6. You will need to use this password for your device





# Application Note

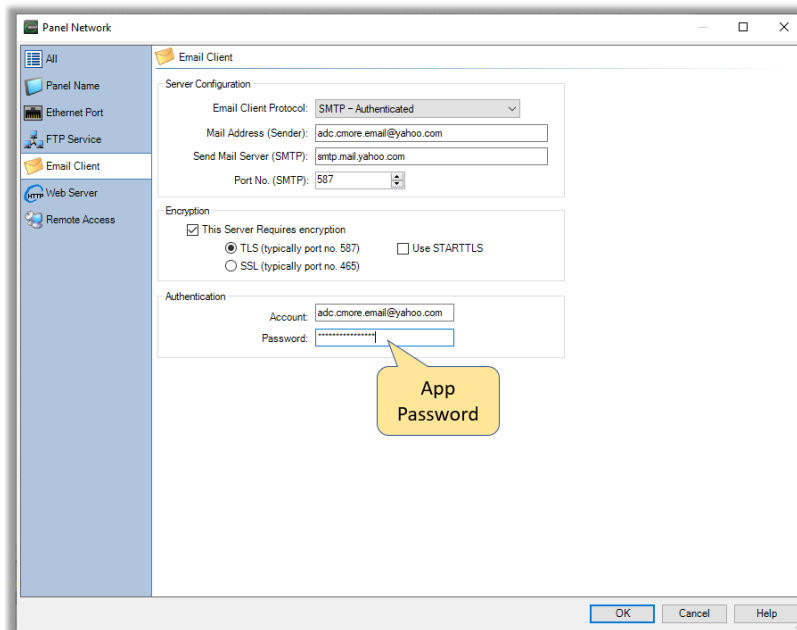
THIS INFORMATION PROVIDED BY AUTOMATIONDIRECT.COM TECHNICAL SUPPORT IS PROVIDED "AS IS" WITHOUT A GUARANTEE OF ANY KIND. These documents are provided by our technical support department to assist others. We do not guarantee that the data is suitable for your particular application, nor do we assume any responsibility for them in your application.


## Updating the password in C-More, Do-More and Productivity

Use your Yahoo-generated password in the "password" field for your device.

**Note:** Leave out the spaces

### C-More





# Application Note

THIS INFORMATION PROVIDED BY AUTOMATIONDIRECT.COM TECHNICAL SUPPORT IS PROVIDED "AS IS" WITHOUT A GUARANTEE OF ANY KIND. These documents are provided by our technical support department to assist others. We do not guarantee that the data is suitable for your particular application, nor do we assume any responsibility for them in your application.

## DO-More (BRX)

Device Name: Yahoo

SMTP Server Address

Use Server Name  
adc.domore.email.com

Use IP Address  
255 . 255 . 255 . 255 DNS Lookup...

Security (only available on BRX platform)

Enable SSL/TLS

TLS (usually port 587)

SSL (usually port 465)

Disable Certificate Validation

Other Settings

Server Port: 587

Timeout: 30 seconds

'From' Email Address:

Account Authentication

Disabled

AUTH LOGIN

AUTH PLAIN

POP before SMTP POP3 Port: 110

Account Information

Username: adc.domore.email.com

Password: \*\*\*\*\*

Test settings and verify

OK Cancel

## Productivity

Yahoo Properties

Account Name: Yahoo\_Mail

Service Name: smtp.mail.yahoo.com

Encryption: STARTTLS

Port Number: 587

SMTP Server Response Timeout: 10 seconds

Verify Mail Server Certificate

No Verification

Default CA Certificate

User CA Certificate

Browse

Authentication

No Authentication

Use Authentication

User Name: adc.ps.email@yahoo.com

User Password: \*\*\*\*\*

App Password

OK Cancel Help

**Technical Assistance:** If you have questions regarding this Application Note, please contact [Technical Support](#) for further assistance.