



APPLICATION NOTE

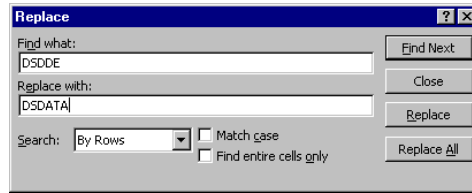
Product: DirectSOFT32 DSDData Server
Part No.: PC-DDE and PC-DSDATA
Subject: Updating existing DDE applications created using versions of the DDE Server earlier than 3.0.

Number: AN-DSDATA-001
Date Issued: 03/28/00
Revision: Original

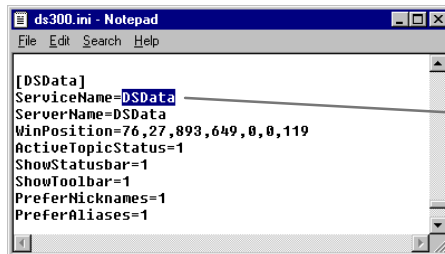
Products Affected This note applies to all Windows applications created to communicate via DDE with a version of the DSDData Server earlier than 3.0.

Description of Application Previously created DDE applications used “dsdde” as the Service Name in DDE addressing. The service name for the DSDData Server 3.0 and higher is “dsdata”. So, in order for older applications to work with the new DSDData Server, the Service Name has to be changed.

1. In small applications, simply change the Service Name from “dsdde” to “dsdata”. A Find and Replace example from Excel is shown below.

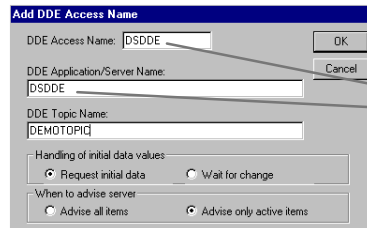


2. In larger or custom applications, change the Service Name from “dsdde” to “dsdata” in the DS300.INI file, located in the C:\DirectSOFT32\Bin directory.



Change to DSDDE

3. Many HMI software packages have a global parameter that can be changed to correct the Service Name. Below is an example of how to change the Service Name with Wonderware's InTouch software.



Change to DSDATA

Technical Assistance

If you have questions regarding this Application Note, please contact us at 770-844-4200 for further assistance.

