

Application Description

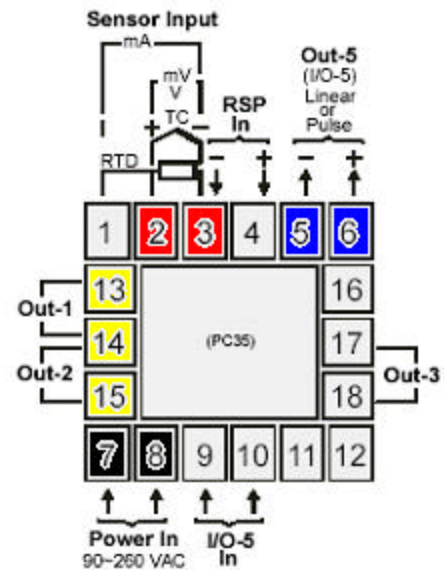
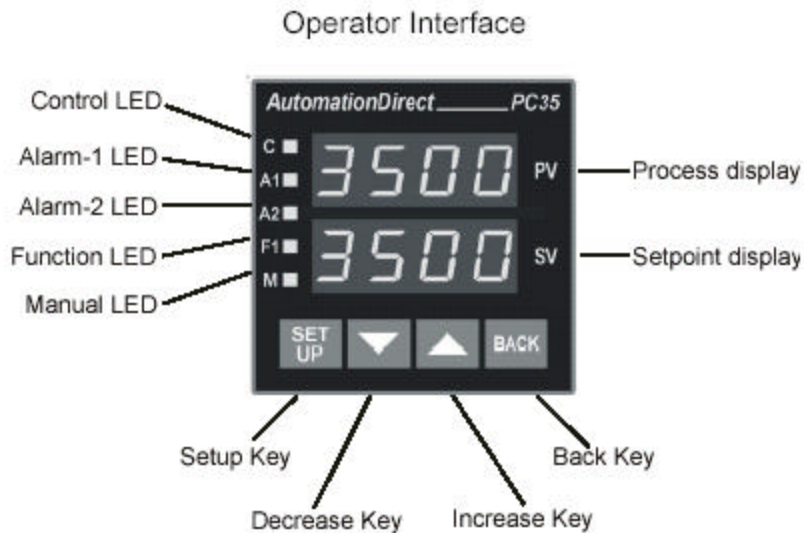
An Automation Direct PC35 Process controller is to be used for local indication, alarm annunciation, and 4-20 ma signal retransmission to DL-05 or DL-06 PLC control system.

Specifications

Local control: 4 x PC35-2010-AC
 PLC system: 1 x D0-05DD or
 1 x D0-06DD1
 Analog input: 1 x F0-04AD-1

Display: PV (process variable) -32 to 1000°F and SV (set point variable) n/a.

Alarms: High Temperature is set to 1000°F.
 Low Temperature is set to 10°F.

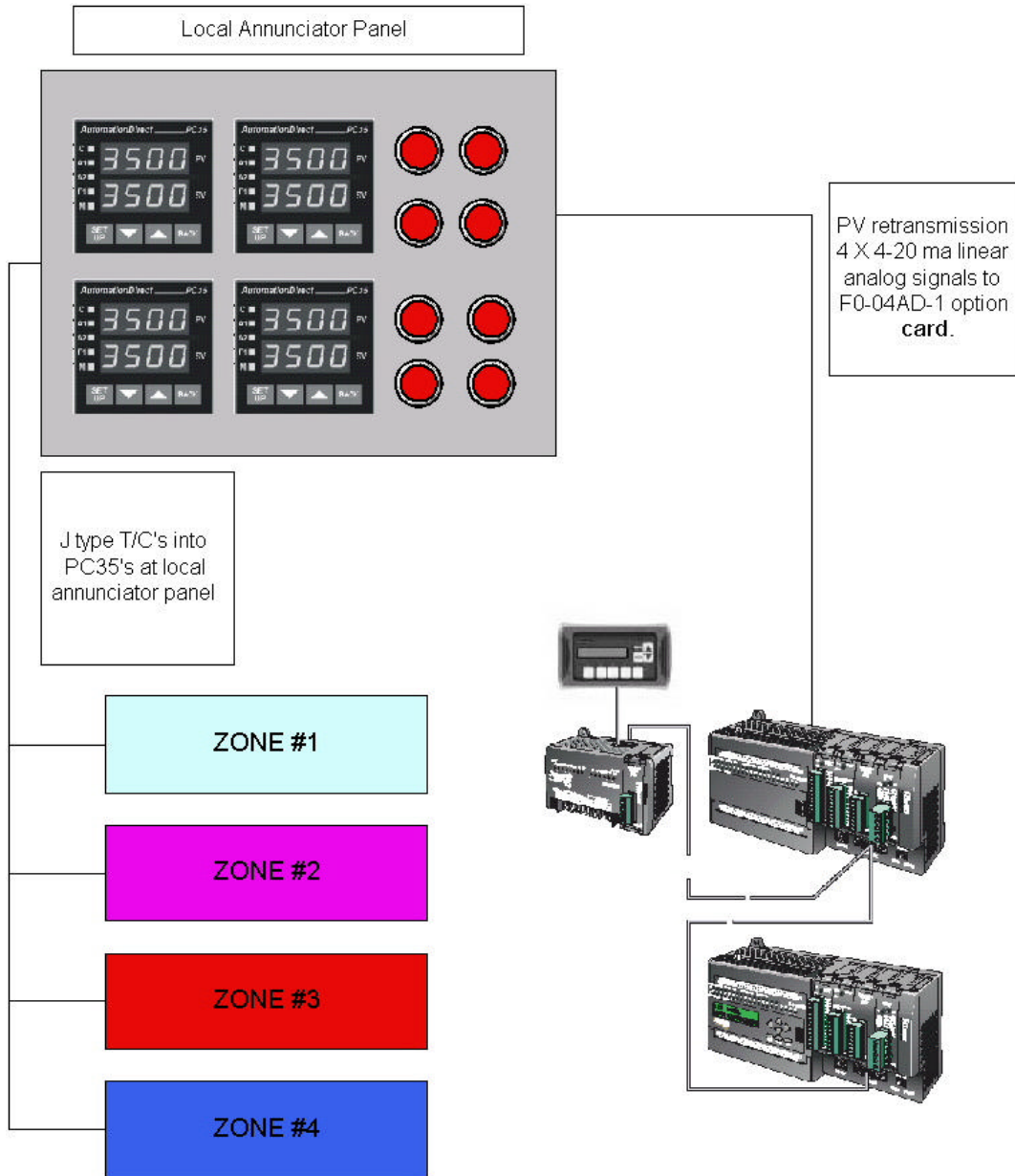


Example Program:

Cycle 5 INPUT	DEFAULT	NEW	COMMENTS
Type	1	0	J type T/C (-166 to 1400°F)
Dppo	00.00	0000.	change active value to 0000.
Unit	C	F	Fahrenheit units
Offs	0	0	analog input offset
Spll	-150	-32	low limit indication
Sphl	1370	1100	high limit indication
Rsl1	-150	-150	remote set point low limit indication
Rshl	1370	1370	remote set point high limit indication
Cycle 6 I/O			
lo 1	0	1	alarm output #1 active
lo 2	0	2	alarm output #2 active
lo 3	inactive ¹	n/a	n/a
lo 5	12	14	PV 4-20 ma retransmission
Cycle 4 ALARMS			
FuA1	OFF	Hi	function for alarm #1 (High)
FuA2	OFF	Lo	function for alarm #2 (Low)
FuA3	OFF	OFF	n/a
FuA4	OFF	n/a	n/a
Bla1	NO	YES	#1 alarm blocking during power up active
Bla2	NO	YES	#2 alarm blocking during power up active
Bla3	NO	NO	n/a
Bla4	inactive ¹	n/a	n/a
Hya1	0	6	range of scale where alarm is active (even number)
Hya2	0	6	range of scale where alarm is active (even number)
Hya3	0	0	n/a
Hya4	inactive ¹	n/a	n/a
A1t1	0	0	alarm duration (0 means always active when in state)
A1t2	0	0	alarm duration (0 means always active when in state)
A2t1	0	0	n/a
A2t2	0	0	n/a
Cycle 3 RAMP & SOAK			
Cycle 3 not used			No ramp program required
Cycle 2 TUNING			
ATUN	NO	NO	n/a
PB	0	0	n/a
HYST	0	0	n/a
IR	0	0	n/a
DT	0	0	n/a
CT	8	8	n/a
Act	Re	Re	n/a
bias	0	0	n/a
oull	0	0	n/a
ouhl	100	100	n/a
stst	0	0	n/a
Sp.a1	-150	1000	alarm #1 preset (tripping point)
Sp.a2	-150	10	alarm #2 preset (tripping point)
Sp.a3	-150	-150	n/a
Sp.a4	-150	-150	n/a

Note—inactive (1) not available on this unit.

Basic Diagram:



Note: When in PV retransmission mode, the set point variable is inactive. With the set point variable inactive, the auto/manual function is rendered also inactive.